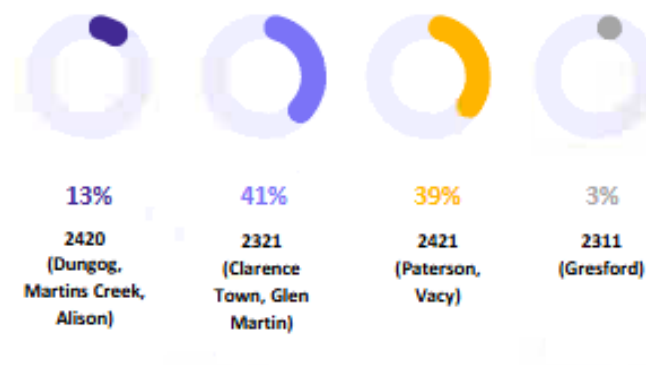




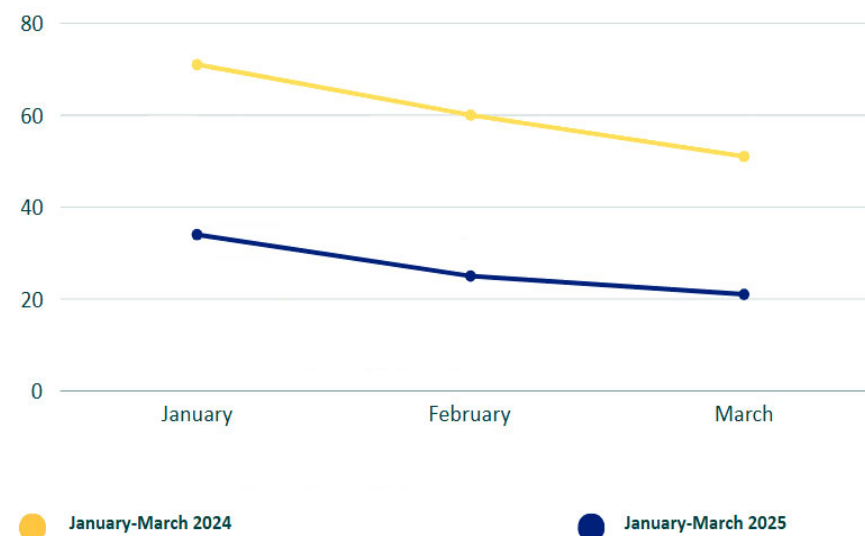
Planning & Development Highlights (01 January – 31 March 2025)

- The number of Development Applications determined (approved or refused) during this quarter was 52, down from 61 in the same quarter the previous year. Overall development applications lodged have increased, with 57 applications lodged compared to 33 over the same quarter in the previous year.
- The total value of approved Development applications within this quarter was \$8,315,490.
- DA assessment days were at a Median of 81 days.
- The Council League table shows that our average lodgement days for residential development types as at the 31 March 2025 were sitting at 9 days, below the Ministers Expectations Order of 14 days.
- Dungog Shire Council assessed and determined the highest number of Development Applications across the 16 OLG Group 10 Classification (Large Rural Councils) during this period.
- A total of 6 new lots were approved during this quarter, with 14 new dwellings approved within the same time period.
- The number of Pre DA Meetings held over this period was 3.

Developments Approved by Location





Number of Development Applications
Undetermined - 60 days +



 **Number of Development Applications
Determined (inc Mods, both
Approved and Refused)**
52


 **Total Value of Work
(Development Applications Only)**
\$8,135,490


 **Number of Lots Approved**
6

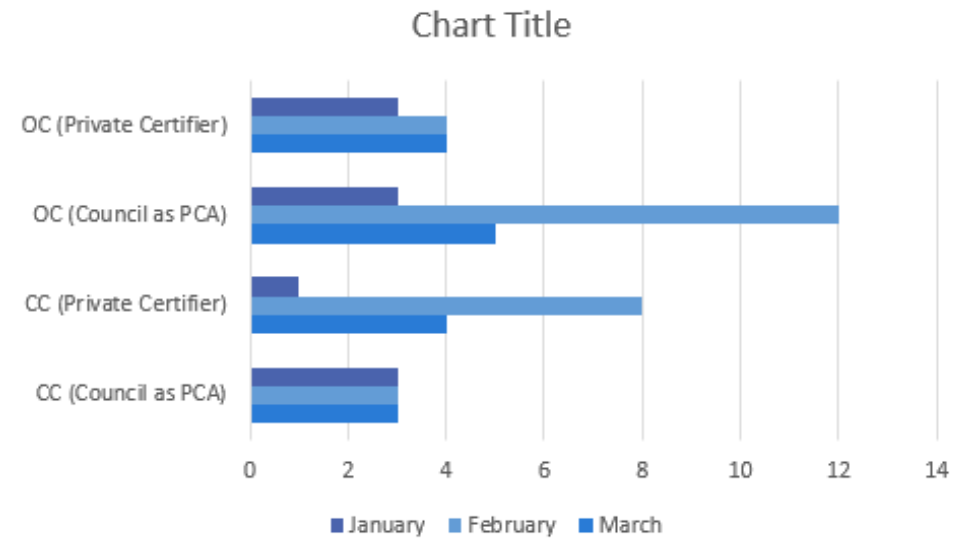
 **Number of Dwelling Approvals issued**
14

 **Development Applications
Median Days**
81

 **Development Applications Lodged (inc
Modifications)**
57

 **Construction Certificates
41%**
Principal Certifying Market Share

 **Occupation Certificates
64%**
Principal Certifying Market Share



- A total of 22 Construction Certificates were issued during this period (including both Private Certifiers and Council as PCA), Councils percentage issued was 41%.
- A total of 31 Occupation Certificate were issued during this period (including both Private Certifiers and Council as PCA), Councils percentage issued was 64%).

