

# BASIX<sup>®</sup>Certificate

Building Sustainability Index [www.basix.nsw.gov.au](http://www.basix.nsw.gov.au)

## Single Dwelling

Certificate number: 1248134S

This certificate confirms that the proposed development will meet the NSW government's requirements for sustainability, if it is built in accordance with the commitments set out below. Terms used in this certificate, or in the commitments, have the meaning given by the document entitled "BASIX Definitions" dated 10/09/2020 published by the Department. This document is available at [www.basix.nsw.gov.au](http://www.basix.nsw.gov.au)

Secretary

Date of issue: Monday, 11 October 2021

To be valid, this certificate must be lodged within 3 months of the date of issue.






Planning,  
Industry &  
Environment

Project summary		
Project name	Tristan Presscott	
Street address	96 Boulton Drive Paterson 2421	
Local Government Area	Dungog Shire Council	
Plan type and plan number	deposited 1160244	
Lot no.	216	
Section no.	-	
Project type	separate dwelling house	
No. of bedrooms	4	
Project score		
Water	✔ 60	Target 40
Thermal Comfort	✔ Pass	Target Pass
Energy	✔ 52	Target 45

Certificate Prepared by
Name / Company Name: Sorensen Design
ABN (if applicable): 75803073495

# Description of project

Project address	
Project name	Tristan Presscott
Street address	96 Boolton Drive Paterson 2421
Local Government Area	Dungog Shire Council
Plan type and plan number	Deposited Plan 1160244
Lot no.	216
Section no.	-
Project type	
Project type	separate dwelling house
No. of bedrooms	4
Site details	
Site area (m <sup>2</sup> )	72500
Roof area (m <sup>2</sup> )	430
Conditioned floor area (m <sup>2</sup> )	215.0
Unconditioned floor area (m <sup>2</sup> )	17.0
Total area of garden and lawn (m <sup>2</sup> )	500

Assessor details and thermal loads		
Assessor number	n/a	
Certificate number	n/a	
Climate zone	n/a	
Area adjusted cooling load (MJ/m <sup>2</sup> .year)	n/a	
Area adjusted heating load (MJ/m <sup>2</sup> .year)	n/a	
Ceiling fan in at least one bedroom	n/a	
Ceiling fan in at least one living room or other conditioned area	n/a	
Project score		
Water	 60	Target 40
Thermal Comfort	 Pass	Target Pass
Energy	 52	Target 45

## Schedule of BASIX commitments

The commitments set out below regulate how the proposed development is to be carried out. It is a condition of any development consent granted, or complying development certificate issued, for the proposed development, that BASIX commitments be complied with.

Water Commitments	Show on DA plans	Show on CC/CDC plans & specs	Certifier check
<b>Fixtures</b>			
The applicant must install showerheads with a minimum rating of 4 star (> 6 but <= 7.5 L/min plus spray force and/or coverage tests) in all showers in the development.		✓	✓
The applicant must install a toilet flushing system with a minimum rating of 4 star in each toilet in the development.		✓	✓
The applicant must install taps with a minimum rating of 4 star in the kitchen in the development.		✓	
The applicant must install basin taps with a minimum rating of 4 star in each bathroom in the development.		✓	
<b>Alternative water</b>			
<b>Rainwater tank</b>			
The applicant must install a rainwater tank of at least 20000 litres on the site. This rainwater tank must meet, and be installed in accordance with, the requirements of all applicable regulatory authorities.	✓	✓	✓
The applicant must configure the rainwater tank to collect rain runoff from at least 430 square metres of the roof area of the development (excluding the area of the roof which drains to any stormwater tank or private dam).		✓	✓
The applicant must connect the rainwater tank to: <ul style="list-style-type: none"> <li>all toilets in the development</li> <li>the cold water tap that supplies each clothes washer in the development</li> <li>at least one outdoor tap in the development (Note: NSW Health does not recommend that rainwater be used for human consumption in areas with potable water supply.)</li> </ul>		✓ ✓ ✓	✓ ✓ ✓

Thermal Comfort Commitments	Show on DA plans	Show on CC/CDC plans & specs	Certifier check
<b>General features</b>			
The dwelling must not have more than 2 storeys.	✓	✓	✓
The conditioned floor area of the dwelling must not exceed 300 square metres.	✓	✓	✓
The dwelling must not contain open mezzanine area exceeding 25 square metres.	✓	✓	✓
The dwelling must not contain third level habitable attic room.	✓	✓	✓
<b>Floor, walls and ceiling/roof</b>			
The applicant must construct the floor(s), walls, and ceiling/roof of the dwelling in accordance with the specifications listed in the table below.	✓	✓	✓

Construction	Additional insulation required (R-Value)	Other specifications
floor - concrete slab on ground	nil	
external wall - brick veneer	2.86 (or 3.40 including construction)	
internal wall shared with garage - plasterboard	nil	
ceiling and roof - flat ceiling / pitched roof	ceiling: 2.95 (up), roof: foil backed blanket (75 mm)	unventilated; medium (solar absorptance 0.475-0.70)
ceiling and roof - raked ceiling / pitched or skillion roof, framed	ceiling: 3.24 (up), roof: foil backed blanket (75 mm)	framed; medium (solar absorptance 0.475-0.70)

Note	<ul style="list-style-type: none"> <li>Insulation specified in this Certificate must be installed in accordance with Part 3.12.1.1 of the Building Code of Australia.</li> </ul>
Note	<ul style="list-style-type: none"> <li>In some climate zones, insulation should be installed with due consideration of condensation and associated interaction with adjoining building materials.</li> </ul>

Thermal Comfort Commitments	Show on DA plans	Show on CC/CDC plans & specs	Certifier check
<b>Windows, glazed doors and skylights</b>			
The applicant must install the windows, glazed doors and shading devices described in the table below, in accordance with the specifications listed in the table. Relevant overshadowing specifications must be satisfied for each window and glazed door.	✓	✓	✓
The dwelling may have 1 skylight (<0.7 square metres) which is not listed in the table.	✓	✓	✓
The following requirements must also be satisfied in relation to each window and glazed door: <ul style="list-style-type: none"> <li>For the following glass and frame types, the certifier check can be performed by visual inspection. <ul style="list-style-type: none"> <li>- Aluminium single clear</li> <li>- Aluminium double (air) clear</li> <li>- Timber/uPVC/fibreglass single clear</li> <li>- Timber/uPVC/fibreglass double (air) clear</li> </ul> </li> </ul>	✓	✓	✓ ✓

Window/glazed door no.	Maximum height (mm)	Maximum width (mm)	Type	Shading Device (Dimension within 10%)	Overshadowing
<b>North facing</b>					
W01	1500	1800	aluminium, single, clear	eave 750 mm, 300 mm above head of window or glazed door	not overshadowed
W02	2400	4200	aluminium, single, clear	eave 750 mm, 300 mm above head of window or glazed door	not overshadowed
W03	1800	1800	aluminium, single, clear	eave 750 mm, 300 mm above head of window or glazed door	not overshadowed
W04	600	600	aluminium, single, clear	eave 750 mm, 300 mm above head of window or glazed door	not overshadowed
W05	1500	600	aluminium, single, clear	eave 750 mm, 300 mm above head of window or glazed door	not overshadowed
W06	1500	600	aluminium, single, clear	eave 750 mm, 300 mm above head of window or glazed door	not overshadowed
W07	1800	600	aluminium, single, clear	eave 750 mm, 300 mm above head of window or glazed door	not overshadowed

Window/glazed door no.	Maximum height (mm)	Maximum width (mm)	Type	Shading Device (Dimension within 10%)	Overshadowing
<b>East facing</b>					
W08	900	1800	aluminium, single, clear	eave 750 mm, 300 mm above head of window or glazed door	not overshadowed
W09	1800	900	aluminium, single, clear	eave 750 mm, 300 mm above head of window or glazed door	not overshadowed
<b>South facing</b>					
W10	2100	1800	aluminium, single, clear	eave 2300 mm, 300 mm above head of window or glazed door	not overshadowed
W11	2100	1800	aluminium, single, clear	eave 3500 mm, 300 mm above head of window or glazed door	not overshadowed
W12	1800	600	aluminium, single, clear	eave 3500 mm, 300 mm above head of window or glazed door	not overshadowed
W13	1800	900	aluminium, single, clear	eave 3600 mm, 300 mm above head of window or glazed door	not overshadowed
W14	2400	4200	aluminium, single, clear	eave 3600 mm, 300 mm above head of window or glazed door	not overshadowed
W15	1800	600	aluminium, single, clear	eave 3500 mm, 300 mm above head of window or glazed door	not overshadowed
W16	1800	750	aluminium, single, clear	eave 3500 mm, 300 mm above head of window or glazed door	not overshadowed
W17	2100	1800	aluminium, single, clear	eave 2300 mm, 300 mm above head of window or glazed door	not overshadowed
<b>West facing</b>					
W18	1800	600	aluminium, single, clear	eave 750 mm, 300 mm above head of window or glazed door	not overshadowed
W19	1800	600	aluminium, single, clear	eave 750 mm, 300 mm above head of window or glazed door	not overshadowed


Energy Commitments	Show on DA plans	Show on CC/CDC plans & specs	Certifier check
<b>Hot water</b>			
The applicant must install the following hot water system in the development, or a system with a higher energy rating: electric heat pump with a performance of 31 to 35 STCs or better.	✓	✓	✓
<b>Cooling system</b>			
The applicant must install the following cooling system, or a system with a higher energy rating, in at least 1 living area: ceiling fans + 1-phase airconditioning; Energy rating: 4.5 Star (old label)		✓	✓
The applicant must install the following cooling system, or a system with a higher energy rating, in at least 1 bedroom: ceiling fans + 1-phase airconditioning; Energy rating: 4.5 Star (old label)		✓	✓
The cooling system must provide for day/night zoning between living areas and bedrooms.		✓	✓
<b>Heating system</b>			
The applicant must install the following heating system, or a system with a higher energy rating, in at least 1 living area: 1-phase airconditioning; Energy rating: 4.5 Star (old label)		✓	✓
The applicant must install the following heating system, or a system with a higher energy rating, in at least 1 bedroom: 1-phase airconditioning; Energy rating: 4.5 Star (old label)		✓	✓
The heating system must provide for day/night zoning between living areas and bedrooms.		✓	✓
<b>Ventilation</b>			
<p>The applicant must install the following exhaust systems in the development:</p> <p>At least 1 Bathroom: individual fan, not ducted; Operation control: manual switch on/off</p> <p>Kitchen: individual fan, not ducted; Operation control: manual switch on/off</p> <p>Laundry: individual fan, not ducted; Operation control: manual switch on/off</p>		<p style="text-align: center;">✓</p> <p style="text-align: center;">✓</p> <p style="text-align: center;">✓</p>	<p style="text-align: center;">✓</p> <p style="text-align: center;">✓</p> <p style="text-align: center;">✓</p>
<b>Artificial lighting</b>			
<p>The applicant must ensure that the "primary type of artificial lighting" is fluorescent or light emitting diode (LED) lighting in each of the following rooms, and where the word "dedicated" appears, the fittings for those lights must only be capable of accepting fluorescent or light emitting diode (LED) lamps:</p> <ul style="list-style-type: none"> <li>at least 5 of the bedrooms / study; dedicated</li> </ul>		✓	✓


Energy Commitments	Show on DA plans	Show on CC/CDC plans & specs	Certifier check
<ul style="list-style-type: none"> <li>• at least 2 of the living / dining rooms; dedicated</li> <li>• the kitchen; dedicated</li> <li>• all bathrooms/toilets; dedicated</li> <li>• the laundry; dedicated</li> <li>• all hallways; dedicated</li> </ul>		<ul style="list-style-type: none"> <li>✓</li> <li>✓</li> <li>✓</li> <li>✓</li> <li>✓</li> </ul>	<ul style="list-style-type: none"> <li>✓</li> <li>✓</li> <li>✓</li> <li>✓</li> <li>✓</li> </ul>
<b>Natural lighting</b>			
The applicant must install a window and/or skylight in the kitchen of the dwelling for natural lighting.	✓	✓	✓
The applicant must install a window and/or skylight in 3 bathroom(s)/toilet(s) in the development for natural lighting.	✓	✓	✓
<b>Other</b>			
The applicant must install an induction cooktop & electric oven in the kitchen of the dwelling.		✓	
The applicant must construct each refrigerator space in the development so that it is "well ventilated", as defined in the BASIX definitions.		✓	
The applicant must install a fixed outdoor clothes drying line as part of the development.		✓	




## Legend

In these commitments, "applicant" means the person carrying out the development.

Commitments identified with a  in the "Show on DA plans" column must be shown on the plans accompanying the development application for the proposed development (if a development application is to be lodged for the proposed development).

Commitments identified with a  in the "Show on CC/CDC plans and specs" column must be shown in the plans and specifications accompanying the application for a construction certificate / complying development certificate for the proposed development.

Commitments identified with a  in the "Certifier check" column must be certified by a certifying authority as having been fulfilled, before a final occupation certificate (either interim or final) for the development may be issued.